



Masterfil® Filters


Getting Started

No Longer Need ❌

Giles

Micro-Mesh Filter Screen

These will be replaced with Masterfil® FS0822G fabric filters



BKI

Three-Piece Filter Screen Assembly

These will be replaced with Masterfil® FE1118 fabric filters

Will Need ✅

Giles

Masterfil® Filters

SKU FS0822G

available through Bunzl Distribution USA



Wrench for hold down lever adjustment



BKI

Masterfil® Filters

SKU FE1118

- available through Bunzl Distribution USA

Masterfil® Filter Screen

SKU D1SCNBK8

- replaces the 3-piece original BKI filter assembly

10" Stainless Steel C-Clip

SKU D1CLP100

- used to secure the Masterfil® filter in to the filter screen

Needed for Both

MasterScoop®

SKU A1SCP001



Additional Resources

[Scan QR Code](#) for Installation and Support




Contact

Oil Solutions Group, Inc.
FoodLion@OilSolutionsGroup.com
888.459.2112

BEST

Oil.
Filter.
Experience.





Masterfil® Filters

Installation & Cleaning


Masterfil® filters are designed to last for 1 week instead of being replaced daily.
Team Members only need to scrape the filter twice daily!

Initial Installation

Giles



1. Clean and **THOROUGHLY DRY** the entire filter pan. It is very important that the pan is not wet when you install Masterfil®.
2. Install the filter in the same manner as the previous screen.
3. Continue to utilize the hold down ring and locking levers. Wrench included for one-time adjustment.



BKI

1. Clean and **THOROUGHLY DRY** the entire filter pan.
2. Insert the new Masterfil® screen into the filter.
3. Fold the open end of the filter down and secure the fold with the 10" clip.
4. Lay the entire filter assembly into the bottom of the pan with the fold side down.
5. Screw down the intake tube to the threaded outlet on the filter assembly and firmly hand tighten.
6. Ensure filter tube alignment at the notch on the back of the pan.



Clean/Scrape Filter

Filter your oil per standard procedure. Once all oil has returned to the vat, use the MasterScoop® tool at a 90-degree angle (see image) to scrape crumbs from filter. Scoop crumbs into trash. Scrape up as much as you can but it doesn't have to be perfect. Filters will be scraped twice a day using the MasterScoop® tool.



Change Filter Once a Week

BEST

Oil.
Filter.
Experience.

